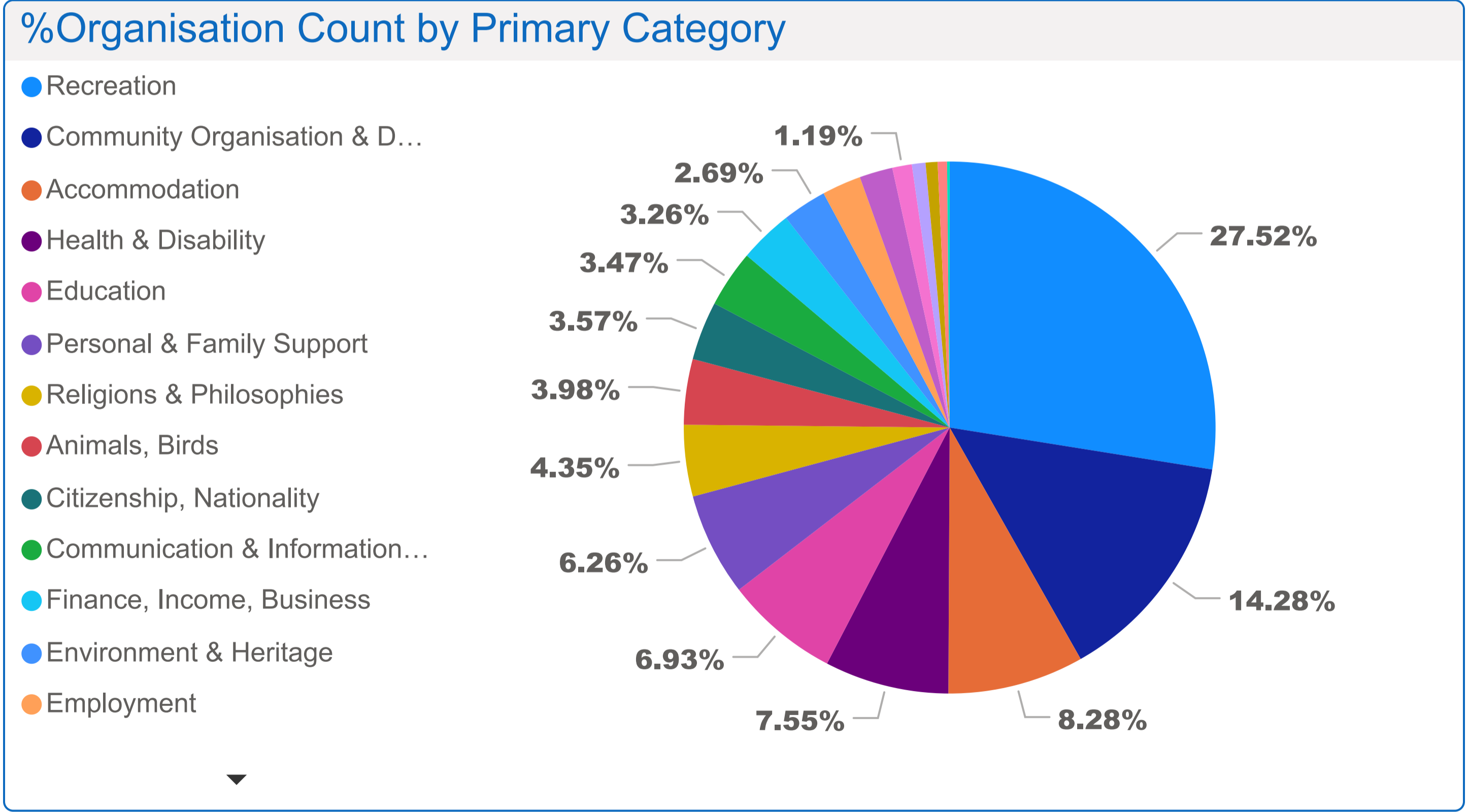
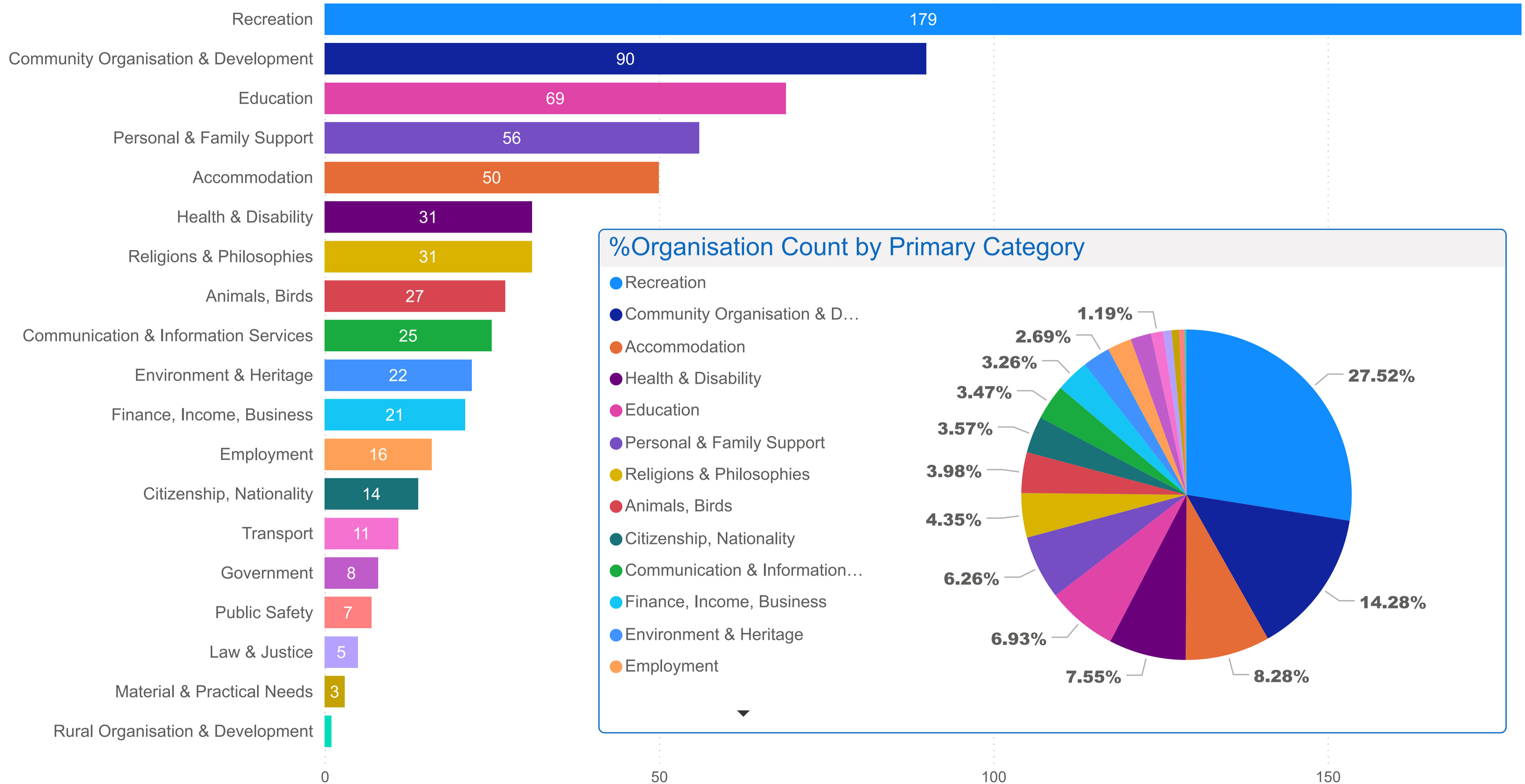
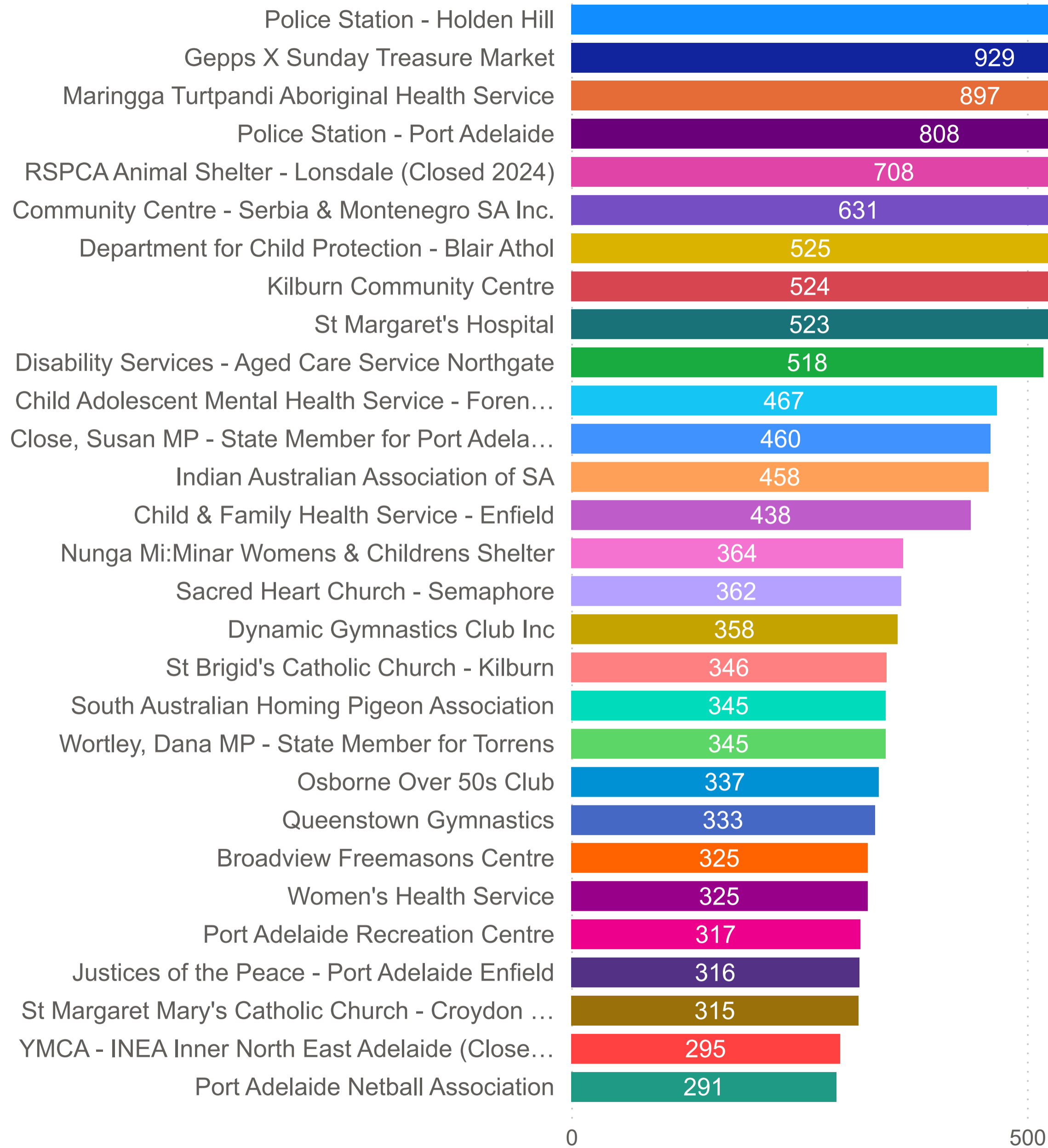


Port Adelaide Enfield Council - Organisation Count by Primary Category (FY 2023-2024)



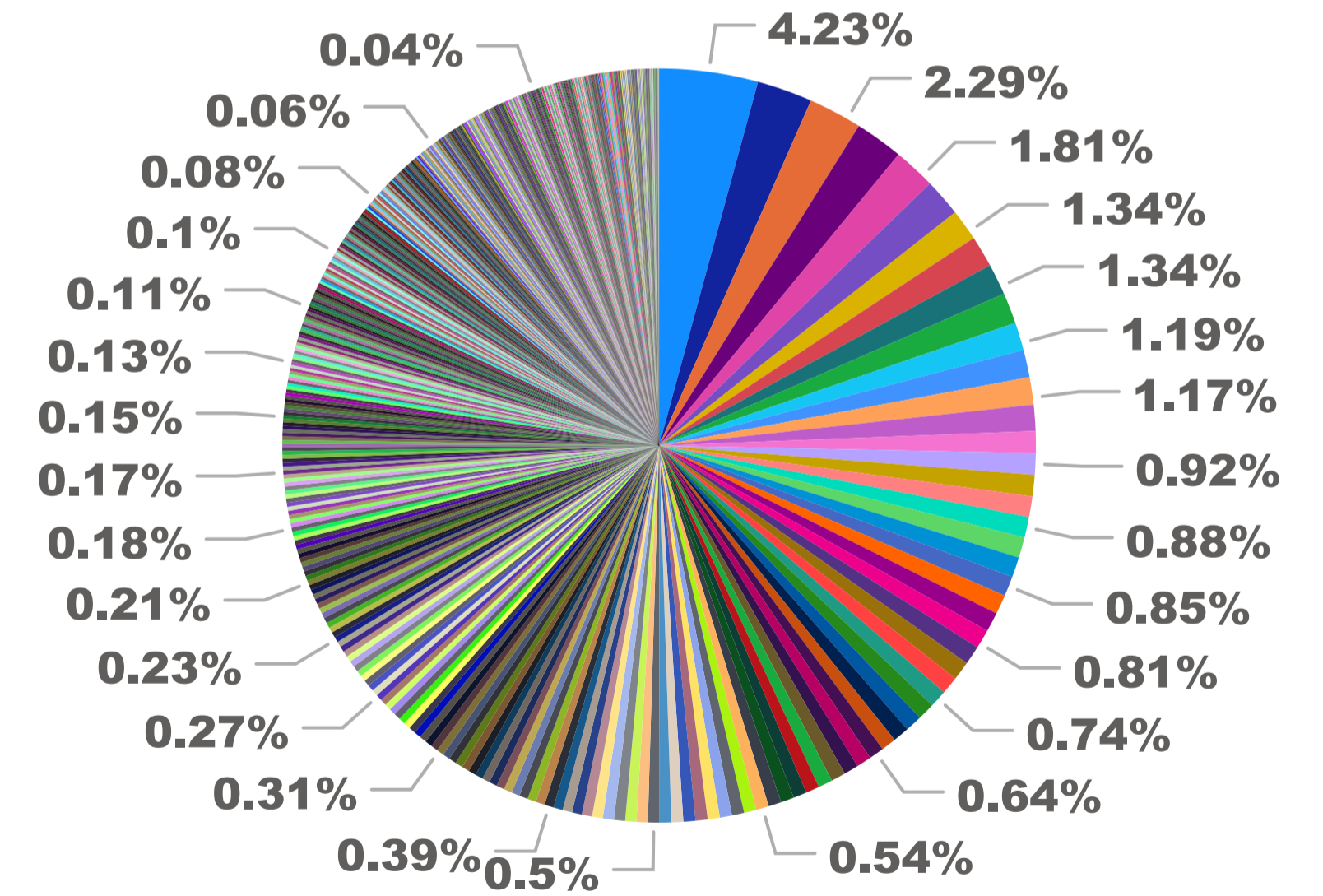
Count of Organisation Name

Port Adelaide Enfield Council - Sessions by Organisation (FY 2023-2024)



%Sessions by Organisation

- Police Station - Holden...
- Gepps X Sunday Trea...
- Maringga Turtpandi Ab...
- Police Station - Port A...
- RSPCA Animal Shelter...
- Community Centre - S...
- Department for Child P...
- Kilburn Community Ce...
- St Margaret's Hospital
- Disability Services - Ag...
- Child Adolescent Ment...
- Close, Susan MP - Sta...



Sum of Sessions

FY 2023-2024

Organisation Name, Primary Category

- ▶ Aboriginal Hostels Limited
- ▶ Adelaide Academy of Irish Dancing & Performing Arts
- ▶ Adelaide Business Hub
- ▶ Adelaide City Women's Football Club
- ▶ Adelaide Country Music Club Inc.
- ▶ Adelaide Croatia Raiders Soccer Club
- ▶ Adelaide Dance Social Club Inc.
- ▶ Adelaide Folkloric Society
- ▶ Adelaide Kite Flyers Association
- ▶ Adelaide Olympic Football Club
- ▶ Adelaide Outriggers Canoe Club Inc.
- ▶ Adelaide Smallbore Rifle Club Inc.
- ▶ Adelaide Speedboat Club Inc.
- ▶ Adelaide Sword Academy
- ▶ Adelaide Telangana Association
- ▶ Adelaide Training & Employment Centre
- ▶ Adelaide Victory Soccer Club
- ▶ Adelaide West Special Education Centre
- ▶ Al-Anon / Alateen Family Groups - Kilburn

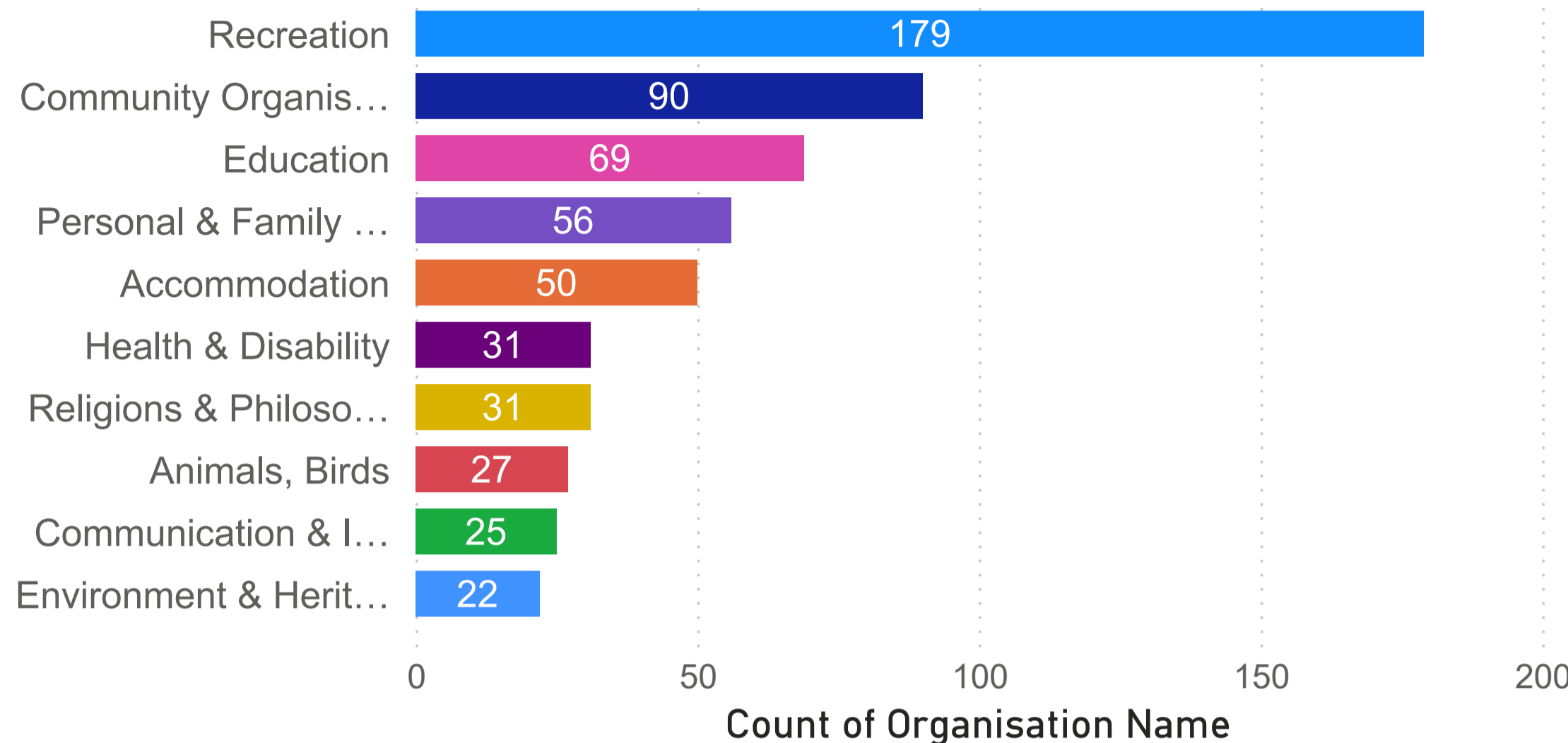
Organisation Name	Sum of Sessions
Police Station - Holden Hill	1655
Gepps X Sunday Treasure Market	929
Maringga Turtpandi Aboriginal Health Service	897
Police Station - Port Adelaide	808
RSPCA Animal Shelter - Lonsdale (Closed 2024)	708
Community Centre - Serbia & Montenegro SA Inc.	631
Department for Child Protection - Blair Athol	525
Kilburn Community Centre	524
St Margaret's Hospital	523
Disability Services - Aged Care Service Northgate	518
Child Adolescent Mental Health Service - Forensic Services	467
Close, Susan MP - State Member for Port Adelaide	460
Indian Australian Association of SA	458
Child & Family Health Service - Enfield	438
Nunga Mi:Minar Womens & Childrens Shelter	364
Sacred Heart Church - Semaphore	362
Dynamic Gymnastics Club Inc	358
St Brigid's Catholic Church - Kilburn	346
South Australian Homing Pigeon Association	345
Total	39144

FY 2023-2024

Organisation Name, Primary Category

- ▶ Aboriginal Hostels Limited
- ▶ Adelaide Academy of Irish Dancing & Performing ...
- ▶ Adelaide Business Hub
- ▶ Adelaide City Women's Football Club
- ▶ Adelaide Country Music Club Inc.
- ▶ Adelaide Croatia Raiders Soccer Club
- ▶ Adelaide Dance Social Club Inc.
- ▶ Adelaide Folkloric Society

Port Adelaide Enfield Council - Organisation Count by Primary Category (FY 2023-2024)



Total No. of Sessions

39K

Sum of Sessions

Total No. of New Users

31K

Sum of New users

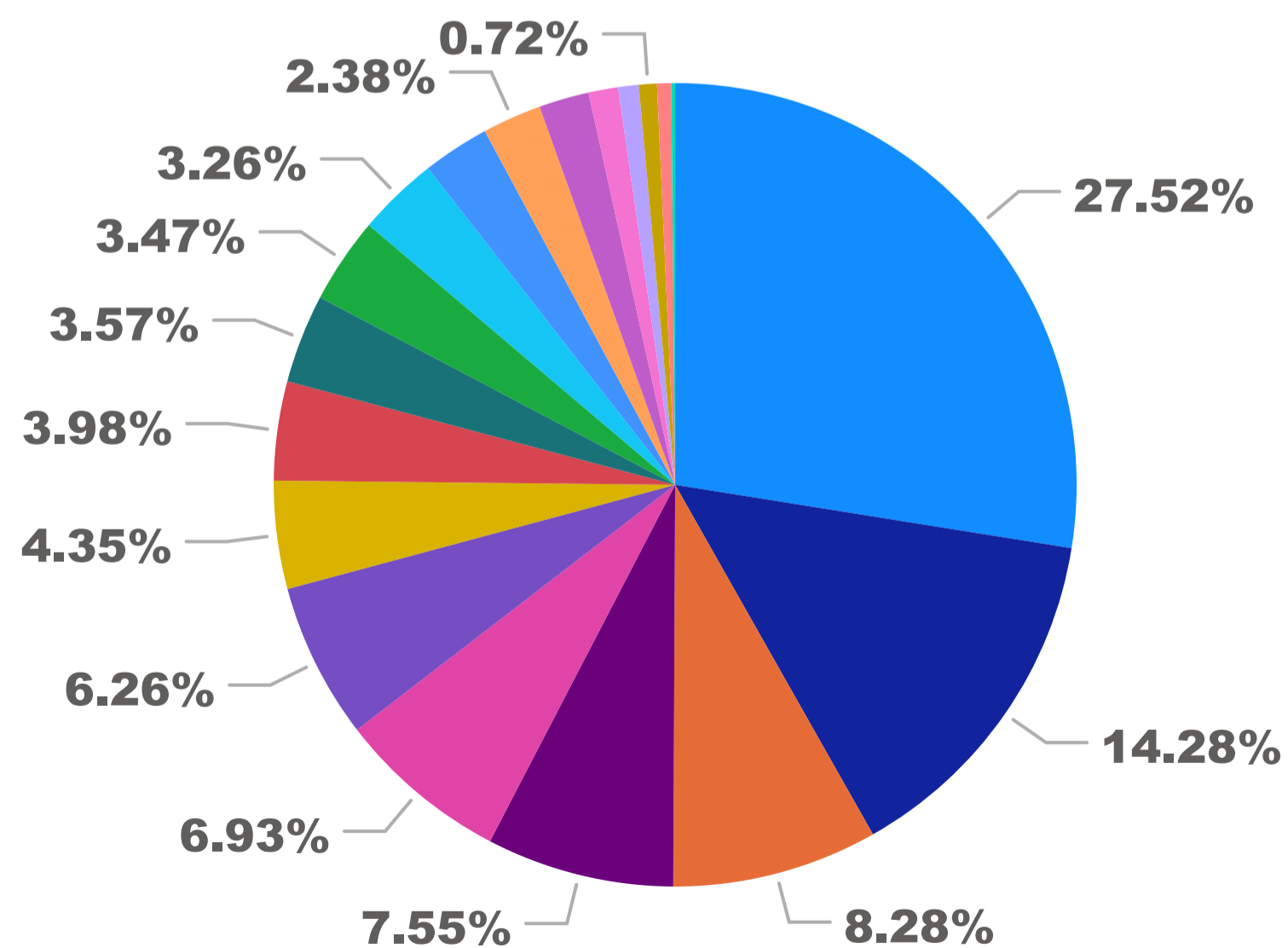
Organisation Name

Sum of Sessions


Aboriginal Hostels Limited	128
Adelaide Academy of Irish Dancing & Performing Arts	5
Adelaide Business Hub	11
Adelaide City Women's Football Club	26
Adelaide Country Music Club Inc.	70
Adelaide Croatia Raiders Soccer Club	21
Adelaide Dance Social Club Inc.	42
Total	39144

%Organisation Count by Primary Category

- Recreation
- Community Organisations
- Accommodation
- Health & Disability
- Education
- Personal & Family Support
- Religions & Philosophies
- Animals, Birds
- Citizenship, Nationality
- Communication & Information
- Finance, Income, Business
- Environment & Heritage



Total New Users vs Sessions



Organisation Name	Sum of Sessions
Aboriginal Hostels Limited	128
Adelaide Academy of Irish Dancing & Performing Arts	5
Adelaide Business Hub	11
Adelaide City Women's Football Club	26
Adelaide Country Music Club Inc.	70
Adelaide Croatia Raiders Soccer Club	21
Adelaide Dance Social Club Inc.	42
Adelaide Folkloric Society	9
Adelaide Kite Flyers Association	100
Adelaide Olympic Football Club	31
Adelaide Outriggers Canoe Club Inc.	65
Adelaide Smallbore Rifle Club Inc.	40
Adelaide Speedboat Club Inc.	51
Adelaide Sword Academy	120
Total	39144

Primary Category, Organisation ...

All ▼

Total No. of Sessions

39K

Total No. of New Users

31K

Port Adelaide Enfield Council - Sessions by Organisation (FY 2023-2024)

